

5

	2
	4
	7
2025	13
2025	14
	2026	15
2025	16
	2026	18
2025	20
	44

2


2



11.

12.

13.



" " " "

" "

3

4

1 —

vote.sseinfo.com

1		
2		
3		
4	ESG	

1

2025

2025

"

"

2

2025

2025 12 31

3

2025

4

2025

"

"

62

2025

" A "

6 5

5

2025

"

e

"

e

100%

2025

"

" "

2024

"

6

				2024-2026
			2025	9
2025			0.1186	
	731,179,793.9046			6,165,091,011
		0.2558		
1,577,030,280.6138		2025		
	55%			
1				
2025				
	6	40		
19				
	100%			
2				
	2025	1	2	
2024				19
3				
2025			5	

			2025	
		1		
	ESG	2	2025	"
"			2024	
ESG				
4				
	2025			
			2025	
		63.3		
2025		15		
	2025			
	2025		990	
630		23.43		19.50
	2025	937.01	94.65%	3#
			579.94	
92.05%		13.86		71.08%
			100%	
	2026			
1	978			
2	585			

3

19.16

29.99

4

2026

" "

2025

<http://www.sse.com.cn/>

2025

2025

2025

2026 3 17

<http://www.sse.com.cn/>

2025

2025 12 31

3,966,300,352.84 2025

2025

0.1372

2025 12 31

6,165,091,011

845,850,486.7092

2024

2025 9 11

2025

731,179,793.9046

2025

1,577,030,280.6138

2025

55%



2026

2024-2026

2024-2026

2026

2025

2025

2025

579.94 6.17% 28.67
26.83% 10.69% 2.1
2025 12 31 699.43 1.21%
277.15 6.48%

2025

2025

		63.3	2025 9 16
		15	
		15	
		15	
	/	108.3	/

15

2022 6 10

2022

6 29

2022

50

5,000

12

2025

2026

4.

5.

1.


2.

3.

2025

2025

2025



\$ i

9,000	10,635.67	1,635.67	0.06%
10,000	9,280.40	-719.60	0.02%

0.4

7.680.4

		5,000	7,877.76	2,877.76	0.10%
		500	299.06	-200.94	0.01%
		1,000	21.95	-978.05	0.03%
		12,200	5,796.46	-6,403.54	0.22%
		-	918.53	918.53	0.03%
		300	89.34	-210.66	0.01%
		10,000	2,491.04	-7,508.96	0.26%
	/	54,000	42,304.54	-11,695.46	0.40%
		2,351	2,397.98	46.98	0.00%
	/	2,351	2,397.98	46.98	0.00%
		149	-	-149.00	0.01%
		300	300.00	0.00	0.00%
	/	449	300.00	-149.00	0.01%
/	/	651,100	512,230.12	-138,869.88	4.74%
		2025	12	31	769,844,693.53
					3,632,638,367.11
		2025	12	31	328,100,000.00
					\$\$

1

914

2

1985 1 8

1 32

00267.HK

2024 12 31

12,075,425

10,652,411

1,423,014

88.21% 2024

752,870

107,755

2025 6 30

12,495,330

11,034,526

1,460,804

88.31% 2025

1-6

368,760

59,845

6.3.3

3

000708.SZ

			2024
12 31	11,104,337.93	6,721,500.67	
	4,382,837.26	60.53%	2024
	10,920,294.15	535,843.63	
2025 9 30		11,073,839.16	
6,674,994.78	4,398,844.38	60.28%	2025
1-9	8,120,604.61	449,278.49	

6.3.3

4

91321000672032902A

2008 2 4

8

93,503.488

,


100%

2024 12 31

272,291.92

143,768.44

128,523.48



Ä

601608.SH

6.3.3

6

911100001000071709

1988 1 23

6

1903

490,000

(

)

2016 10 14

601061.SH

2024

12 31

4,808,949.86

2,613,526.21

2,195,423.65

54.35% 2024

13,018,989.16

223,824.82

2025 9 30

5,283,625.63

2,919,412.36

2,364,213.27

55.25% 2025

1-9

10,346,389.89

232,578.69

6.3.3

7

2010 12 10

1 2301-04

30,000.00

100%

2024

12 31

215,373.07

183,095.58

32,277.49

85.01% 2024

1,058,071.48

20,149.91

2025 9 30

230,014.32

186,824.56

43,189.76

81.22% 2025

1-9

833,949.29

10,911.26

6.3.3

8

91330201691393439J

2009 8 31

111

912-1

5,000

100%

2024

12 31	804,404.38	615,206.85
	189,197.53	76.48% 2024
	4,089,524.83	43,296.04
2025 9 30		739,552.89
568,426.28	171,126.61	76.86% 2025
1-9	2,954,232.02	51,929.08

6.3.3

9

91310000093591355G

2014 3 31

188 A-726

100,000

		100%	
		, mĀš	2024
12 31		515,787.82	458,797.15
	56,990.67		87.95% 2024
	590,951.18	-9,946.55	
	2025 9 30		600,637.99

1301-1305 14

760,000

100%

2024

12 31	19,046,999.77
17,642,776.37	1,404,223.40 2024
925,309.78	99,561.95
2025 9 30	25,185,831.11
23,714,730.14	1,471,100.97 2025 1-9
269,423.86	68,744.19

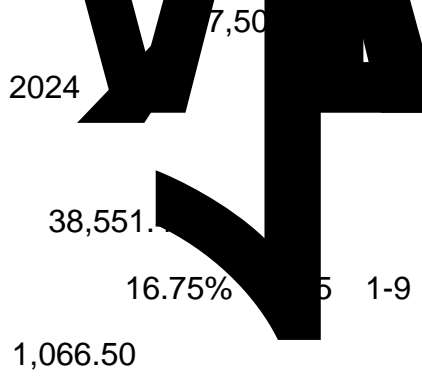
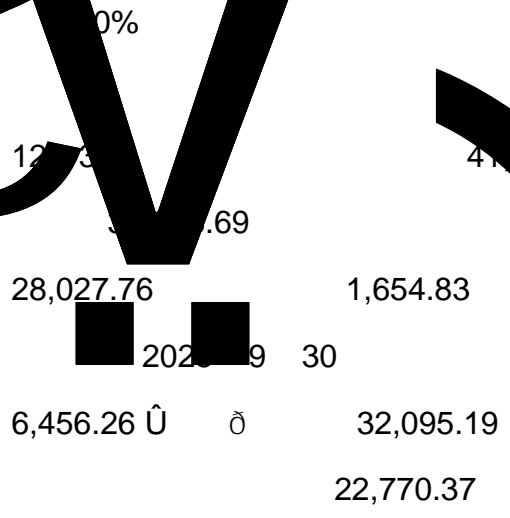
6.3.3

11

913201006825108599

2009 1 24

17,600



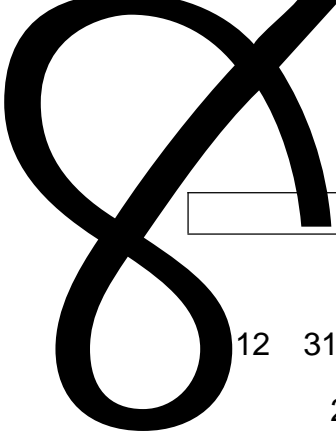
12
1

50%

9132058

38,551.17
16,750.00
1,066.50

6.3.3



	100
--	------------

2024

12 31	61,128.99	35,826.06
25,302.94	58.61%	2024
60,570.73	10,630.87	
2025 9 30		74,122.65
41,772.95	32,349.70	56.36% 2025 1-9
	45,707.66	7,046.76

6.3.3

13

9131000074493632X3

2002 12 5

2,342.028

2024

12 31 64,470.69 63,634.59

836.1 98.7% 2024

25,451.53 -5,345.72

2025 9 30 63,174.6

64,782.63 -1,608.03 102.55% 2025 1-9

13,647.6 -2,444.14

6.3.3

14

91320100MA1TDUHG70

2017 12 5

189

10,988.1222

0.05

		%
1		52.9226
2		47.0774

2024

12 31 63,359.50 74,186.87

-10,827.37 -117.09% 2024

68,004.86

41,884.10

61.88% 2025 1-9

		%
	283,870.29	42.94
	173,387.79	26.22
	83,491.26	12.63
	25,047.38	3.79
	19,072.66	2.89
	17,338.78	2.62
	15,604.90	2.36
	8,669.39	1.31
	8,669.39	1.31
	8,669.39	1.31
	8,669.39	1.31
	8,669.39	1.31
	661,160.00	100.00

2024

12 31

508.55

424.28

84.26

83.43% 2024

10.89

7.61

2025 9 30

469.23

386.60

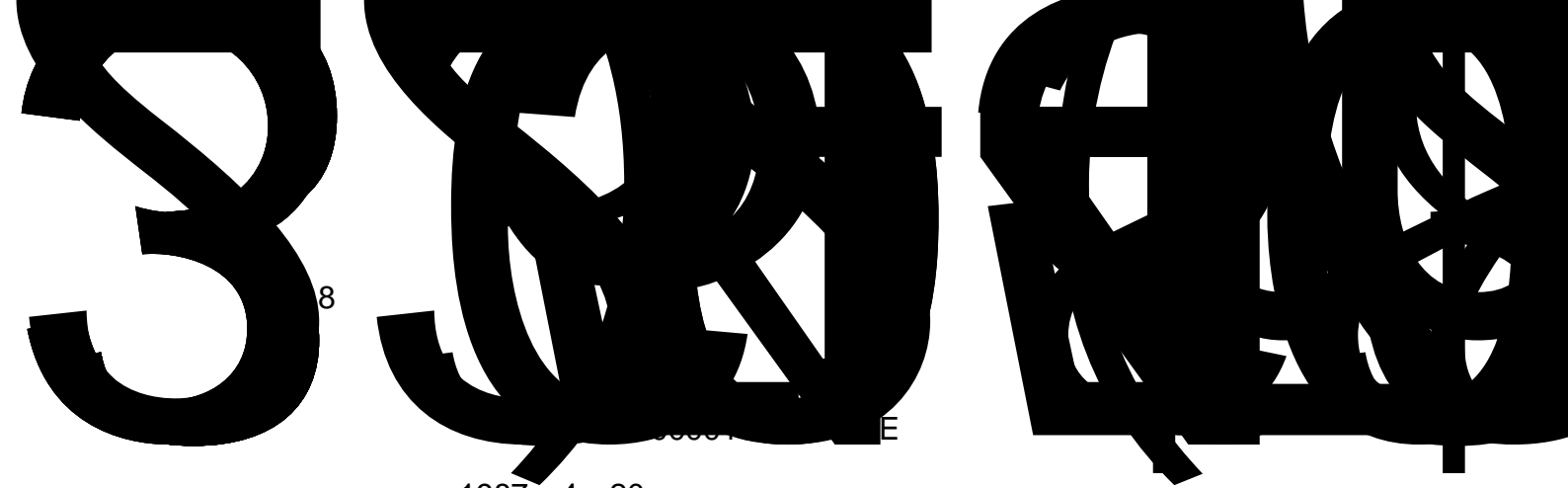
82.63

82.39% 2024 1-9

7.47

5.34

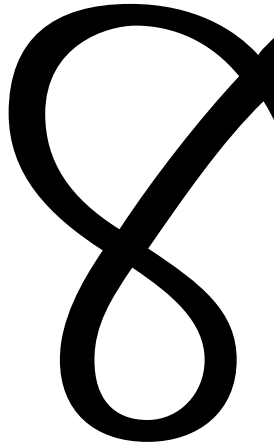
6.3.3




1987 4 20

10 1 6-30 32-42

48,934,796,573





6.3

2025

2026

2011 1 24

61

1927

1986

2010

BDO

H

PCAOB

2025

300

2,523

9,933

802

2024

47.48

36.72

15.05

2025

770

9.16

8

2025

1.71

10.50

		2014	500	12.2
		2015 2015 2016	1,096	2016

2009 2012 /
3 2024
2002 2013 2004
/ 9 2024

\$

↓ A u u A
g l

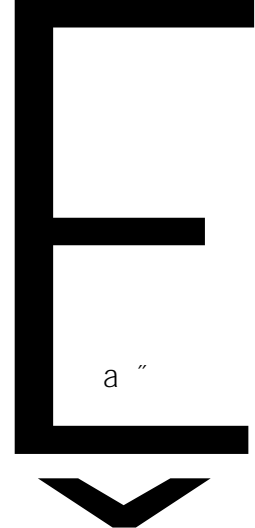
1

1

2026 4

ESG

ê í ê



, a "

E

:

g "



W E S T M I N
x / /

W E S T M I N
/

2

2026 4

5 —

5%

5%

12

12

18

5%

300

0.5%

30

3000

5%

6

1

3

3

3

3

2026 4

8 —

1 —

" "

" "

/

4

2026 4

1 —

1 12

5,000

20%

3

6

6

12

2025 6 15

12

30%

12

5 ù

v v

h

#

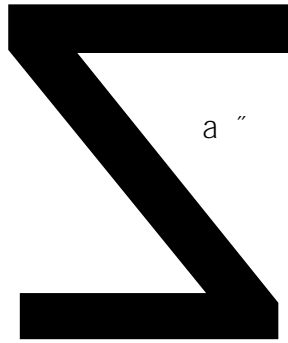
UNIVERSITY

u

X 201

@ì G9\$ E
/

z



a "

† a

z Å z

2018 12

5

5

2026 4

